


Description

The **FIRE KILL™** Low Pressure Water mist nozzle OH-L2 is an automatic, pendant low-pressure water mist nozzle ideal for residential areas, offices, data processing areas, meeting rooms, hotels, museums, restaurant seating areas, institutions, schools, marine accommodations and such applications. The different finishes and optional painted finishes makes the system blend in with almost every type of surface.



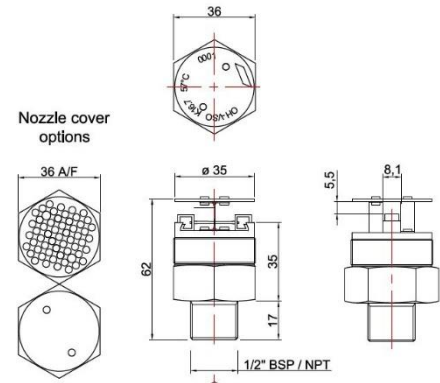
Approvals

The **FIRE KILL™** OH-L2 has been tested in accordance with IMO Resolution MSC.265(84) for open public spaces. The **FIRE KILL™** OH-L2 can therefore be used for securing hotel rooms, offices, homes and other similar areas. The nozzle is holding DnVGL MED approval.

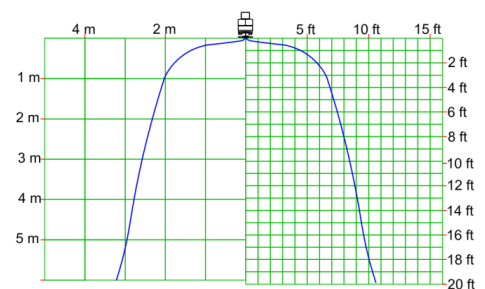
Technical data

General Description	
Minimum water pressure	6 bar
Maximum working pressure	16 bar
K-factor (metric)	14,5 (l/min@1 bar)
Nominal release temperatures	57°C ,68°C, 79°C, 93°C, 141°C
Time Response Index (metric)	RTI < 50 Fast Response Class
Drop size	DV90 < 300 µm
Application	
Coverage / Spacing (max)	16.00 m2 (4.0m x 4.0m)
Distance to wall (max)	2.00 m
Room size (max)	Unlimited m2
Height (min / max)	2,2m / 5,0 m
Specific Description	
Weight	0.211 kg
Housing	Brass
Coating	NiSn
Strainer	Stainless Steel
Thread	½" BSP/BSP-T/NPT
Standard Finish	Chrome, White RAL 9010
Other Finish	Other RAL colors
Hydraulic System	
Water density	2.20 mm/m²
Minimum system operation time	As required by AHJ
Minimum design area	As required by AHJ
Other products to be installed in the system	
Name	Model
Alarm Check Valve	WAC
OH Rosette	OH-R(2)-T / OH-R(2)-TH
OH Pipe Spanner	OH-S36

Dimension



Spray pattern



Installations

The OH-L2 nozzles are installed recessed in a ceiling, using the OH-S36 nozzle spanner, as not to damage either nozzle or the surrounding ceiling, with a maximum distance of 4,0 m between the nozzles and a maximum of 2,0 m between to any walls.

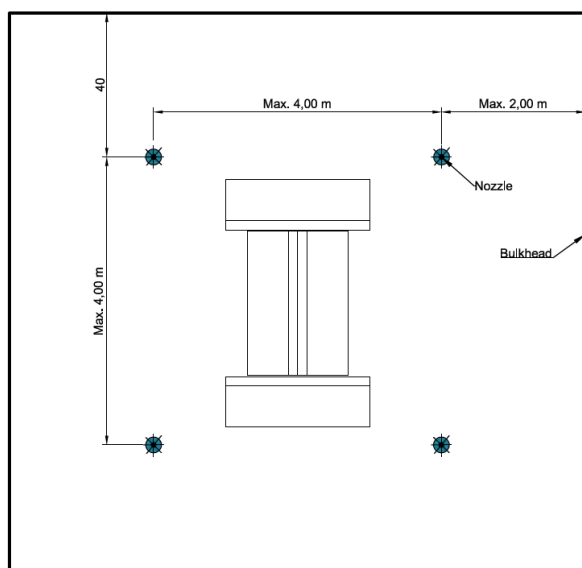
The FIRE KILL™ OH-L2 should only be installed in clean, non-corrosive pipe systems, which do not cause galvanic corrosion to the nozzle, the system components and pipe hangers, and with clean rinsed internal surfaces free of impurities. The water quality should be free of chlorides and impurities. After successful installation of the nozzle, the OH-R(2)-T or OH-R(2)-TH rosette is to be screwed on to the nozzle, thus completing the installation process. The nozzle may also be surface mounted into open pipe work. The system should be installed using materials found acceptable by the authorities having jurisdiction.

Caution

The FIRE KILL™ OH-L2 is a fragile component, containing a glass release element under pressure. Only VID OH-spanners should be used in the installation of the FIRE KILL™ OH-L2 nozzle.

Dropped or otherwise damaged nozzles should not be reinstalled.

Typical lay-out



Contact

For further information on FIRE KILL™ products, please contact our sales department at Sales@vidaps.dk